

## PVC-U UNIONS ENLACES 3 PIEZAS PVC-U

Unions are the preferred choice over flange adaptors for the connection of plastic pipes. With no metal parts, there is no corrosion and the weight is also reduced.

They are only available in small sizes (up until D110).

The union ends are manufactured in plain ends for solvent socket or thread always according the sizing standards, doing this system appropriate to adapt to other elements or systems. Cepex unions feature an o-ring in order to ensure better unions, so it is not needed the use of PTFE tape between nut and union end (it is only needed in the threaded ends).

They are not recommended when connected to pipe under bending stress.

The union nut should be tightened by hand. Must use a strap wrench for big sizes (D75, D90, D110).

With this type of unions, it is possible to mix several plastic materials.

Cuando hay que unir plásticos, éstos son preferidos a las bridas, ya que no contienen ninguna parte de metal y el diámetro exterior es más reducido.

En contrapartida sólo están disponibles para diámetros pequeños (hasta D110).

Los manguitos de conexión están fabricados en terminaciones lisas de encolado o roscadas, siempre bajo normativas standards, haciendo posible la adaptación a otros componentes (incluso de materiales distintos).

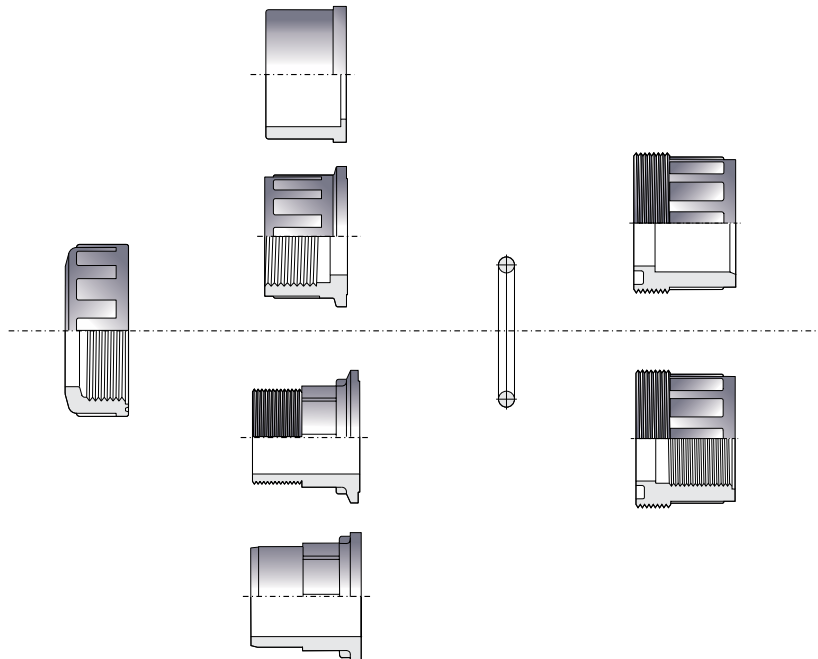
Los enlaces 3 piezas Cepex incorporan junta para asegurar estanqueidad entre los dos manguitos de la unión, por lo que no debe usarse cinta de PTFE entre tuerca y manguito (usar cinta de PTFE solamente en las terminaciones de manguito roscadas). No son recomendables cuando el tubo tenga que estar sometido a fuerza de flexión (debido a posibles desalineaciones).

No es necesario el uso de ninguna herramienta, se rosca con las manos. Usar llave de cinta en diámetros grandes (D75, D90, D110).

Mediante estos enlaces, se pueden combinar diferentes tipos de plásticos.



## CONNECTION POSSIBILITIES POSIBILIDADES DE CONEXIÓN



### Available standards

Solvent socket: metric, BS, ASTM  
Threaded: BSP, NPT

### Standards disponibles

Encolar: métrico, BS, ASTM  
Roscar: BSP, NPT

Ask for other types of unions or other materials (PP, PE100...)  
Consultar otros tipos de conexión o materiales (PP, PE100...)

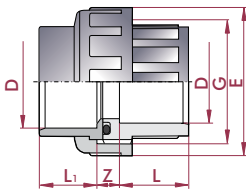
### UP. 50. SF - UNION

**Union**

- Female solvent socket
- Metric series
- EPDM o-ring

**Enlace 3 piezas**

- Encolar hembra
- Serie métrica
- Anillo tórico en EPDM



D	DN	PN	REF.	CODE
16	12	16	05 50 016	<b>20157</b>
20	15	16	05 50 020	<b>02327</b>
25	20	16	05 50 025	<b>02328</b>
32	25	16	05 50 032	<b>02329</b>
40	32	16	05 50 040	<b>02330</b>
50	40	16	05 50 050	<b>02331</b>
63	50	16	05 50 063	<b>02332</b>
75	65	10	05 50 075	<b>02333</b>
90	80	10	05 50 090	<b>02334</b>
110	100	10	05 50 110	<b>02335</b>

L	L <sub>1</sub>	Z	G	E	o-ring
14	14	13	¾"	34	15,5 x 2,6
16	16	13	1"	41	20,2 x 3,5
19	19	13	1¼"	52	28,2 x 3,5
22	22	13	1½"	60	32,9 x 3,5
26	26	15	2"	74	40,6 x 5,3
31	31	17	2¼"	80	47,0 x 5,3
38	38	21	2¾"	99	59,7 x 5,3
44	44	21	3½"	120	75,6 x 5,3
51	51	24	4"	138	91,4 x 5,3
61	61	26	5½"	179	110,5x5,3

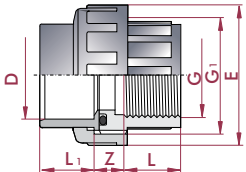
### UP. 50. SFT - UNION ADAPTOR

**Union adaptor**

- Female solvent socket x BSP female thread
- Metric series
- EPDM o-ring

**Enlace 3 piezas mixto**

- Encolar hembra x roscar hembra BSP
- Serie métrica
- Anillo tórico en EPDM



D x G	DN	PN	REF.	CODE
16 x ¾"	12	10	05 50 416	<b>20158</b>
20 x ½"	15	10	05 50 420	<b>02336</b>
25 x ¾"	20	10	05 50 425	<b>02337</b>
32 x 1"	25	10	05 50 432	<b>02338</b>
40 x 1¼"	32	10	05 50 440	<b>02339</b>
50 x 1½"	40	10	05 50 450	<b>02340</b>
63 x 2"	50	10	05 50 463	<b>02341</b>
75 x 2½"	65	10	05 50 475	<b>02342</b>
90 x 3"	80	10	05 50 490	<b>02343</b>
110 x 4"	100	10	05 50 510	<b>02344</b>

L	L <sub>1</sub>	Z	G <sub>1</sub>	E	o-ring
14	14	13	¾"	34	15,5 x 2,6
16	16	13	1"	41	20,2 x 3,5
19	19	13	1¼"	52	28,2 x 3,5
22	22	13	1½"	60	32,9 x 3,5
26	26	15	2"	74	40,6 x 5,3
31	31	17	2¼"	80	47,0 x 5,3
38	38	21	2¾"	99	59,7 x 5,3
44	44	21	3½"	120	75,6 x 5,3
51	51	24	4"	138	91,4 x 5,3
61	61	26	5½"	179	110,5x5,3

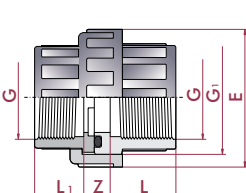
### UP. 50. FT - UNION

**Union**

- BSP female thread
- EPDM o-ring

**Enlace 3 piezas**

- Roscar hembra BSP
- Anillo tórico en EPDM



G	DN	PN	REF.	CODE
¾"	12	10	05 50 616	<b>20159</b>
½"	15	10	05 50 620	<b>02345</b>
¾"	20	10	05 50 625	<b>02346</b>
1"	25	10	05 50 632	<b>02347</b>
1¼"	32	10	05 50 640	<b>02348</b>
1½"	40	10	05 50 650	<b>02349</b>
2"	50	10	05 50 663	<b>02350</b>
2½"	65	10	05 50 675	<b>07713</b>
3"	80	10	05 50 690	<b>07714</b>
4"	100	10	05 50 710	<b>07715</b>

L	L <sub>1</sub>	Z	G <sub>1</sub>	E	o-ring
14	12	13	¾"	34	15,5 x 2,6
16	15	12	1"	41	20,2 x 3,5
19	17	12	1¼"	52	28,2 x 3,5
22	20	14	1½"	60	32,9 x 3,5
26	24	16	2"	74	40,6 x 5,3
31	25	18	2¼"	80	47,0 x 5,3
38	29	20	2¾"	99	59,7 x 5,3
44	34	21	3½"	120	75,6 x 5,3
51	37	24	4"	138	91,4 x 5,3
61	42	26	5½"	179	110,5x5,3

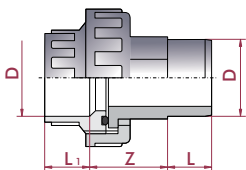
### UP. 51. SMF - UNION

**Union**

- Male x female solvent socket
- Metric series
- EPDM o-ring

**Enlace 3 piezas**

- Encolar macho x hembra
- Serie métrica
- Anillo tórico en EPDM



D	DN	PN	REF.	CODE
50	40	10	05 51 050	<b>02351</b>
63	50	10	05 51 063	<b>02352</b>

L	L <sub>1</sub>	Z
31	31	48
38	38	62

FPM o-rings available upon request.  
Juntas en FPM disponibles bajo pedido.

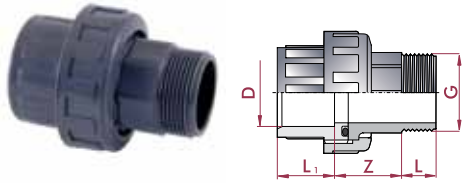
## UP. 51. SMT - UNION ADAPTOR

### Union adaptor

- Female solvent socket x BSP male thread
- Metric series
- EPDM o-ring

### Enlace 3 piezas mixto

- Encolar hembra x roscar macho BSP
- Serie métrica
- Anillo tórico en EPDM



D x G	DN	PN	REF.	CODE
16 x 3/8"	12	10	05 51 416	<b>20160</b>
20 x 1/2"	15	10	05 51 420	<b>02353</b>
25 x 3/4"	20	10	05 51 425	<b>02354</b>
32 x 1"	25	10	05 51 432	<b>02355</b>
40 x 1 1/4"	32	10	05 51 440	<b>02356</b>
50 x 1 1/2"	40	10	05 51 450	<b>02357</b>
63 x 2"	50	10	05 51 463	<b>02358</b>
75 x 2 1/2"	65	10	05 51 475	<b>02359</b>
90 x 3"	80	10	05 51 490	<b>02360</b>
110 x 4"	100	10	05 51 510	<b>02361</b>

L <sub>1</sub>	L	Z
14	12	29
16	15	33
19	16	35
22	19	40
26	21	40
31	21	48
38	28	62
44	30	70
51	33	62
61	40	70


## UP. 51. MFT - UNION

### Union

- BSP female x male thread
- EPDM o-ring

### Enlace 3 piezas

- Roscar hembra x macho BSP
- Anillo tórico en EPDM



G x G <sub>1</sub>	DN	PN	REF.	CODE
3/8" x 3/8"	12	10	05 51 616	<b>20161</b>
1/2" x 1/2"	15	10	05 51 620	<b>02362</b>
3/4" x 3/4"	20	10	05 51 625	<b>02363</b>
1" x 1"	25	10	05 51 632	<b>02364</b>
1 1/4" x 1 1/4"	32	10	05 51 640	<b>02365</b>
1 1/2" x 1 1/2"	40	10	05 51 650	<b>02366</b>
2" x 2"	50	10	05 51 663	<b>02367</b>
2 1/2" x 2 1/2"	65	10	05 51 675	<b>02368</b>
3" x 3"	80	10	05 51 690	<b>02369</b>
4" x 4"	100	10	05 51 710	<b>02370</b>

L <sub>1</sub>	L	Z
14	12	30
16	15	33
19	16	35
22	19	40
26	21	40
31	21	48
38	28	62
44	30	70
51	33	62
61	40	70

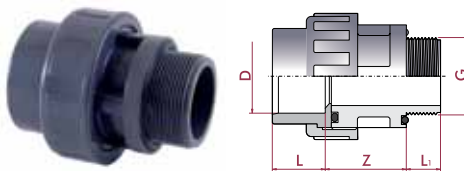
## UP. 51. SMT2 - UNION ADAPTOR

### Union adaptor

- Female solvent socket x BSP male thread
- Metric series
- EPDM o-ring

### Enlace 3 piezas mixto

- Encolar hembra x roscar macho BSP
- Serie métrica
- Anillo tórico en EPDM



D x G	DN	PN	REF.	CODE
50 x 1 1/2"	40	10	05 51 250	<b>07716</b>
50 x 2"	40	10	05 51 251	<b>26638</b>
63 x 2"	50	10	05 51 263	<b>07717</b>

L	L <sub>1</sub>	Z
31	21	49
31	28	46
38	28	51

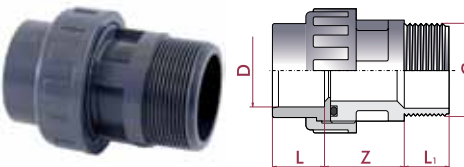
## UP. 51. SFMT - UNION

### Union adaptor

- Female solvent socket x BSP male thread
- Metric series
- EPDM o-ring

### Enlace 3 piezas mixto

- Encolar hembra x roscar macho BSP
- Serie métrica
- Anillo tórico en EPDM



D x G	DN	PN	REF.	CODE
50 x 2"	40	10	05 51 451	<b>09033</b>

L	L <sub>1</sub>	Z
31	28	49

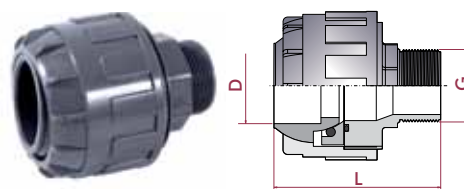
## UP. 57. SFMT - SELF-ALIGN UNION

### Self-align union

- Max. misalignment ±4°
- Female solvent socket x BSP male thread
- Metric series

### Manguito orientable

- Desalineación max. ±4°
- Encolar hembra x roscar macho BSP
- Serie métrica



D x G	DN	PN	REF.	CODE
50 x 1 1/2"	40	10	05 57 550	<b>18874</b>

L
110

## FITTINGS FOR UNIONS ACCESORIOS ENLACES 3 PIEZAS

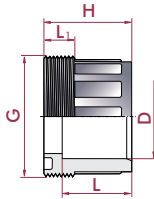
### UP. 21. SFMT - ADAPTOR BUSH UNION

**Adaptor union bush**

- Female solvent socket x BSP male thread
- Metric series

**Manguito enlace mixto**

- Encolar hembra x roscar macho BSP
- Serie métrica



D x G	DN	PN	REF.	CODE
20 x 1"	15	10	05 21 420	<b>02148</b>
25 x 1¼"	20	10	05 21 425	<b>02150</b>
32 x 1½"	25	10	05 21 432	<b>02151</b>
40 x 2"	32	10	05 21 440	<b>02153</b>
50 x 2½"	40	10	05 21 450	<b>02154</b>
63 x 2¾"	50	10	05 21 463	<b>02156</b>
75 x 3½"	65	10	05 21 475	<b>02157</b>
90 x 4"	80	10	05 21 490	<b>02158</b>
110 x 5½"	100	10	05 21 510	<b>02159</b>

L	L <sub>1</sub>	H
16	10	26
19	11	29
22	12	32
28	15	39
31	16	46
38	18	56
44	18	62
51	18	69
61	31	79

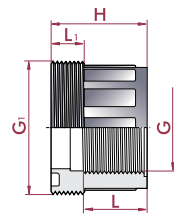
### UP. 21. MFT - UNION BUSH

**Union bush**

- BSP male x female thread

**Manguito enlace**

- Roscar macho x hembra BSP



G <sub>1</sub> x G	DN	PN	REF.	CODE
1" x ½"	15	10	05 21 620	<b>02160</b>
1¼" x ¾"	20	10	05 21 625	<b>02162</b>
1½" x 1"	25	10	05 21 632	<b>02163</b>
2" x 1¼"	32	10	05 21 640	<b>02165</b>
2½" x 1½"	40	10	05 21 650	<b>02166</b>
2¾" x 2"	50	10	05 21 663	<b>02168</b>
3½" x 2½"	65	10	05 21 675	<b>02169</b>
4" x 3"	80	10	05 21 690	<b>02170</b>
5½" x 4"	100	10	05 21 710	<b>02171</b>

L	L <sub>1</sub>	H
16	10	26
19	11	29
22	12	32
30	15	39
31	16	46
38	18	56
44	18	62
51	18	69
61	31	79

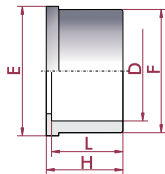
### UP. 22. SF - UNION END

**Union end**

- Female solvent socket
- Metric series

**Manguito enlace**

- Encolar hembra
- Serie métrica



D	DN	PN	REF.	CODE
16	10	16	05 22 016	<b>20229</b>
20	15	16	05 22 020	<b>02172</b>
25	20	16	05 22 025	<b>02173</b>
32	25	16	05 22 032	<b>02174</b>
40	32	16	05 22 040	<b>02175</b>
50	40	16	05 22 050	<b>02176</b>
63	50	16	05 22 063	<b>02177</b>
75	65	16	05 22 075	<b>02178</b>
90	80	16	05 22 090	<b>02179</b>
110	100	16	05 22 110	<b>02180</b>

L	E	H	F
14	24	17	22
16	30	19	27
19	39	22	36
22	45	25	41
26	56	29	53
31	63	34	59
38	78	41	74
44	97	47	92
51	110	56	105
61	147	66	131

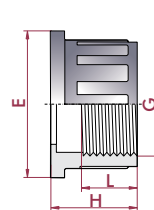
### UP. 22. FT - UNION END

**Union end**

- BSP female thread
- Metric series

**Manguito enlace**

- Roscar hembra
- Serie métrica



G	DN	PN	REF.	CODE
¾"	10	10	05 22 616	<b>20230</b>
½"	15	10	05 22 620	<b>16310</b>
¾"	20	10	05 22 625	<b>16311</b>
1"	25	10	05 22 632	<b>16312</b>
1¼"	32	10	05 22 640	<b>16313</b>
1½"	40	10	05 22 650	<b>16314</b>
2"	50	10	05 22 663	<b>16315</b>
2½"	65	10	05 22 675	<b>16316</b>
3"	80	10	05 22 690	<b>16317</b>
4"	100	10	05 22 710	<b>16318</b>

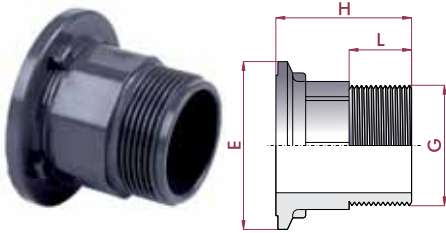
L	H	E
12	17	24
15	21	30
17	23	39
20	26	45
24	30	56
25	35	63
29	42	78
34	48	97
37	57	110
42	69	146

**UP. 22. MT - UNION END**
**Union end**

- BSP male thread

**Manguito**

- Roscar macho BSP



G	PN	REF.	CODE
3/8"	10	05 22 416	<b>25959</b>
1/2"	10	05 22 420	<b>25960</b>
3/4"	10	05 22 425	<b>25961</b>
1"	10	05 22 432	<b>25962</b>
1 1/4"	10	05 22 440	<b>25963</b>
1 1/2"	10	05 22 450	<b>25964</b>
2"	10	05 22 463	<b>25965</b>
2 1/2"	10	05 22 475	<b>25966</b>
3"	10	05 22 490	<b>25967</b>
4"	10	05 22 510	<b>25968</b>

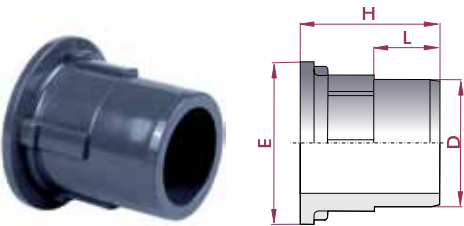
L	H	E
12	33	24
15	38	30
16	41	39
19	48	45
21	50	57
21	57	63
28	70	78
30	72	97
33	77	110
40	98	147

**UP. 22. SM - UNION END**
**Union end**

- Male solvent socket
- Metric series

**Manguito**

- Encolar macho
- Serie métrica



D	PN	REF.	CODE
50	16	05 22 250	<b>25957</b>
63	16	05 22 263	<b>25958</b>

L	H	E
31	66	63
38	80	78

**UP. 23. FT - UNION NUT**
**Union nut**

- BSP female thread

**Tuerca**

- Roscar hembra BSP



G	PN	REF.	CODE
3/4" (3/4")	10	05 23 625	<b>02187</b>
1" (1/2")	10	05 23 632	<b>02188</b>
1 1/4" (3/4")	10	05 23 640	<b>02189</b>
41,5	10	05 23 641	<b>02190</b>
1 1/2" (1")	10	05 23 650	<b>02191</b>
2" (1 1/4")	10	05 23 663	<b>02192</b>
2 1/4" (1 1/2")	10	05 23 664	<b>02193</b>
2"	10	05 23 665	<b>02194</b>
2 1/2"	10	05 23 675	<b>02195</b>
2 3/4" (2")	10	05 23 676	<b>02196</b>
3 1/2" (2 1/2")	10	05 23 692	<b>02197</b>
4" (3")	10	05 23 710	<b>02198</b>
5 1/2" (4")	10	05 23 741	<b>02199</b>

L	H	E	D	Di
15	20	36	22	24
15	20	41	27	30
16	22	52	36	39
12	18	53	33	39
20	26	60	41	45
21	26	74	53	57
22	30	80	59	63
19	28	70	46	54
18	27	90	64	72
28	36	99	74	78
28	36	120	92	97
28	38	133	105	110
41	56	177	131	148

The size of the corresponding union is indicated in brackets.

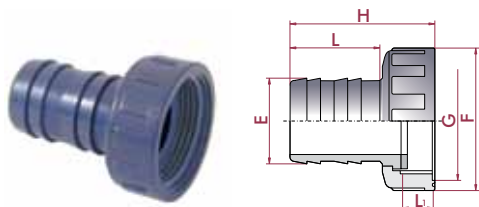
Entre paréntesis se indica la medida del enlace 3 piezas correspondiente.

## PVC-U SPIGOTS ENLACES ESPIGA PVC-U

### UP. 55. SPI - SPIGOT UNION

Spigot and nut union

Conjunto espiga y tuerca




E x G	REF.	CODE
16 x 3/4"	05 55 016	<b>02399</b>
18 x 3/4"	05 55 018	<b>02400</b>
20 x 3/4"	05 55 020	<b>02401</b>
25 x 1"	05 55 025	<b>02402</b>
20 x 1"	05 55 026	<b>15764</b>
30 x 1 1/4"	05 55 032	<b>02403</b>
40 x 1 1/2"	05 55 040	<b>02404</b>
50 x 2"	05 55 050	<b>02405</b>
38 x 2"	05 55 051	<b>02406</b>
60 x 2 1/2"	05 55 063	<b>02407</b>

H	F	L	L <sub>1</sub>
46	36	35	10
46	36	35	10
49	36	38	10
56	41	42	10
51	41	36	10
66	52	47	10
73	60	52	14
82	74	57	14
82	74	57	14
88	90	60	18

### UP. 55. SPIFT - SPIGOT UNION

Spigot union female threaded

Enlace espiga rosca hembra



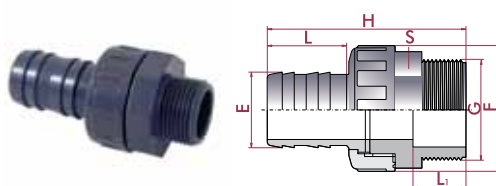
E x G	REF.	CODE
16 x 3/4"	05 55 416	<b>02408</b>
18 x 1/2"	05 55 418	<b>02409</b>
20 x 1/2"	05 55 420	<b>02410</b>
25 x 3/4"	05 55 425	<b>02411</b>
30 x 1"	05 55 432	<b>02412</b>
40 x 1 1/4"	05 55 440	<b>02413</b>
50 x 1 1/2"	05 55 450	<b>02414</b>
38 x 1 1/2"	05 55 451	<b>02415</b>
60 x 2"	05 55 463	<b>02416</b>

H	F	S	L	L <sub>1</sub>
66	36	32	35	14
70	36	32	35	18
73	36	32	38	18
81	41	36	42	19
98	52	46	47	25
106	61	55	52	25
116	74	65	57	25
116	74	65	57	25
127	90	80	60	29

### UP. 55. SPIMT - SPIGOT UNION

Spigot union male threaded

Enlace espiga rosca macho



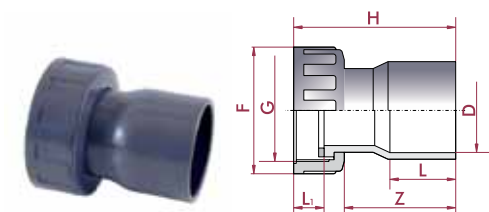
E x G	REF.	CODE
16 x 3/4"	05 55 616	<b>02417</b>
18 x 1/2"	05 55 618	<b>02418</b>
20 x 1/2"	05 55 620	<b>02419</b>
25 x 3/4"	05 55 625	<b>02420</b>
30 x 1"	05 55 632	<b>02421</b>
40 x 1 1/4"	05 55 640	<b>02422</b>
50 x 1 1/2"	05 55 650	<b>02423</b>
38 x 1 1/2"	05 55 651	<b>02424</b>
60 x 2"	05 55 663	<b>02425</b>

H	F	S	L	L <sub>1</sub>
66	36	32	35	14
70	36	32	35	18
73	36	32	38	18
81	41	36	42	19
98	52	46	47	25
106	61	55	52	25
116	74	65	57	25
116	74	65	57	25
127	90	80	60	29

### UP. 56. SF - FITTING CONNECTION

Fitting connection  
• Female solvent socket  
• Metric series

Conjunto raccord conexión  
• Encolar hembra  
• Serie métrica



D x G	PN	REF.	CODE
40 x 2"	16	05 56 440	<b>05350</b>
50 x 2"	16	05 56 450	<b>05351</b>

L	Z	H	F	L <sub>1</sub>
26	16	46	75	17
39	66	96	75	18